

## Straight Male Headers

- 1 – 40 contacts per row
- Single or dual row
- Straight, Right Angle or Surface Mount
- Gold plating
- High temperature body
- Solder standoffs facilitate production wave soldering

---

### Physical

#### Insulation

##### Standard Temperature

|               |                        |
|---------------|------------------------|
| Material:     | High temperature Nylon |
| Flammability: | UL 94 V-0              |
| Color:        | Black                  |

#### Contact

|           |              |
|-----------|--------------|
| Material: | Copper Alloy |
|-----------|--------------|

#### Plating Options

##### Gold flash (Standard)

|                 |          |
|-----------------|----------|
| Interface Area: | flash Au |
| Solder Tails:   | flash Au |

---

### Electrical

|                        |                                     |
|------------------------|-------------------------------------|
| Current Rating:        | 1,0A                                |
| Insulation Resistance: | $> 2 \times 10^9 \Omega$ at 500V DC |
| Contact Resistance:    | 20m $\Omega$ max.                   |
| Withstanding Voltage:  | 500V AC at sea level                |

---

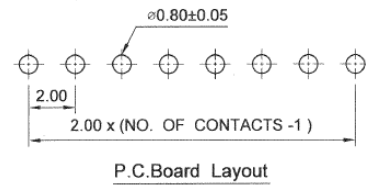
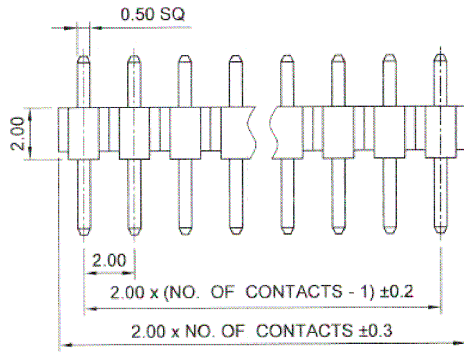
### Environmental

|                               |                                    |
|-------------------------------|------------------------------------|
| Operating Temperature Rating: | -40°C to +105°C (High Temperature) |
| Process Temperature Rating:   | 230°C for 3 to 5 sec.              |

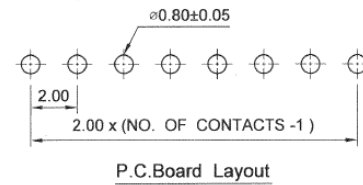
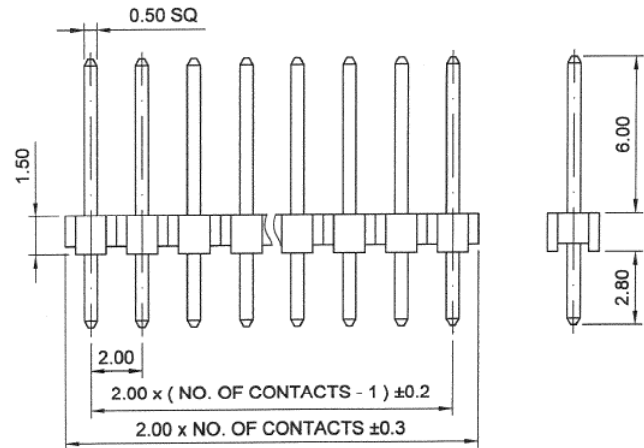
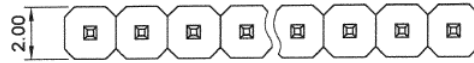


# THT Headers

Short Interface Side:



Long Interface Side:



## Ordering Information

**9x6xxx-01-xx-xx-xx**

**Product Option:**  
3 = High Temperature Product

**Plating Options:**  
100 = Gold plating (Short Interface)  
101 = Gold plating (Long Interface)

**Contact Quantity per Row**  
1 to 40

**Insulator Body Color Code**  
CA = Black High Temp.

**Plating Suffix**  
05 = flash Au Plating

**Engineering Note:**  
The information presented in this datasheet is accurate to the best of our knowledge. Due to ongoing efforts to advance design and material performance, this information is subject to change without notice.